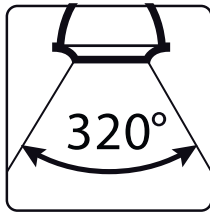







FICHE TECHNIQUE

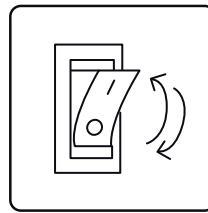
EVLA750F
EVLA760F




Normal



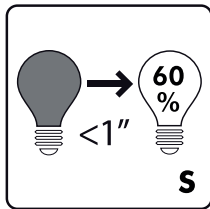
25000 h



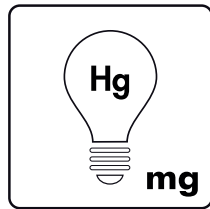
40000




Warm White




Instant on



0 mg



Non-Dimmable



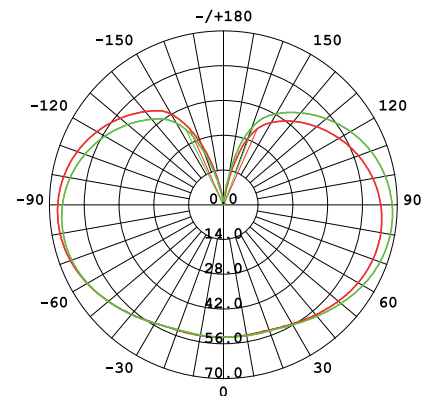
Temperature

Voltage: 220-240V

Facteur de puissance: >0.5

Angle éclairage: 320°

Durée de vie: 25000 hrs



Model	Watt. (W)	Base	Initial Lumen (lm)	CRI (Ra)	CCT (K)	Max Dimension Longueur Diametre (mm)	Poids (g)	Certification
EVLA750F	7	E27	720	80	2700	106 60	30	CE
EVLA760F	7	E27	806	80	4000	106 60	30	CE